



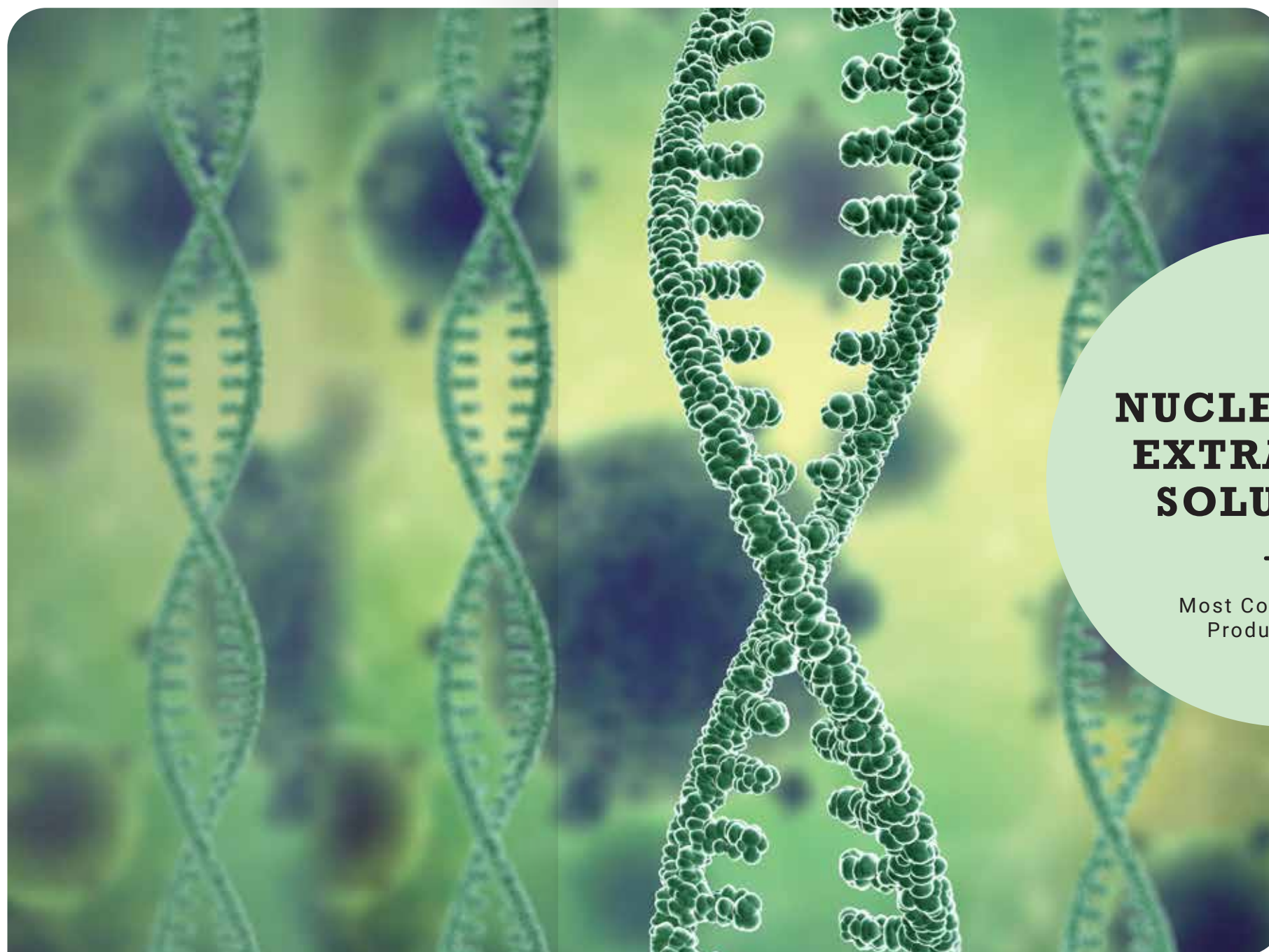
## Genes2Me Pvt. Ltd.

1105, 11th Floor, Tower B, SAS Tower, Medicity,  
Sector - 38, Gurgaon - 122 001, Haryana, India

Tel : + 91 18001 214030 / + 91 88000 23600

E-mail : [contact@genes2me.com](mailto:contact@genes2me.com) [www.genes2me.com](http://www.genes2me.com)

All products listed in the catalogue are the products of Genes2Me Private Limited. Apart from that, all other product names, trademarks and logos wherever used in the catalogue are the property of their respective owners. For more information, visit [www.genes2me.com](http://www.genes2me.com).



## NUCLEIC ACID EXTRACTION SOLUTIONS

Most Comprehensive  
Products Range



 [www.genes2me.com](http://www.genes2me.com)







## Fully Automated IVD KITS Manufacturing Facility of 1,50,000 Sq. Ft. in Manesar, INDIA

Novel, Robust  
& Cost-Effective  
Molecular and  
Genetic Diagnostic  
Solutions



CE IVD

ISO  
13485:2015

ISO  
9001:2015

GMP



We take pride in being the leading manufacturers of highly accurate and robust IVD solutions across the country at the most competitive prices to make impactful changes in the diagnostic & patient care industry.

Since its inception in 2016, Genes2me has been constantly striving towards setting a benchmark in the diagnostics space by introducing premium quality (Made in India) diagnostic kits which are CE-IVD, ISO-13485, and ISO 9001:2015 certified, assuring our clients of unparalleled quality and compliance with international standards. Our product portfolio includes molecular POC testing solutions, RT-PCR kits, rapid antigen/antibody testing kits, and molecular biology reagents. We have broadened our horizons to include Next Generation Sequencing clinical panels to cater to personalised medicine for every patient.

The company's flagship products like Rapi-Q/ Rapi-Q HT Point-of-Care (POC) RT-PCR devices are trailblazing inventions that are changing the paradigm of molecular POC testing across the world. These platforms help to detect infectious diseases with utmost sensitivity and least turnaround time thus helping in effective treatment and timely containment of the infection.

Our NGS clinical panels are designed to encompass testing solutions for oncology, liquid biopsy, cardiovascular diseases, neurological disorders, and HLA typing. These panels are compatible with the three most popular sequencing platforms, Thermo Fisher, MGI, and Illumina. We also offer cloud-based interpretation bioinformatics software with our NGS clinical panels which is designed to interpret data in a flexible and user-friendly manner. We ensure the highest standards for compliance at our lab and manufacturing site and have thus obtained all necessary accreditations and licences to run the same. Our lab is accredited by the National Accreditation Board for Testing and Calibration Laboratories (NABL), ISO 9001, and ISO 14001. Our manufacturing site is approved by Drugs Controller General of India (DCGI) & is fortified by the prestigious ISO13485 accreditation.





# O1XRT

One for all Nucleic Acid  
Extraction Kit



Genes2Me one for all total Nucleic Acid Extraction solution is an automation friendly kit that enables processing of varied clinical samples for isolation of pure & intact nucleic acids.



**One Unique Solution  
for total Nucleic Acid  
Extraction**



**High Quality Purified Nucleic  
Acid (DNA/ RNA) suitable  
for downstream applications**

**Ready to use Prefilled  
Plate Format**



**Flexible to Multiple  
Samples Types**



**Room Temperature  
Optimized Protocols**



**Processing Time  
~18 minutes**

**Sample  
Types**



- Whole Blood
- Saliva
- Nasopharyngeal/ Oropharyngeal Swabs
- Plasma/ Serum
- Urine
- Fresh Tissue
- Other Body Fluids

User friendly **High throughput Extraction can  
process 8, 16, 96 Samples** in one go...

## Advantages

- No need for variety of extraction kits
- Low Inventory maintenance
- Enhanced extraction efficiency
- Compatible with multiple platforms including Kingfisher Flex, Rapi X-16, Rapi X-96, MGISP-960

- No Additional Reagent Set up
- One kit fits for all sample types
- No need for batching perform various sample types

## Easy to Process Steps



Open the Pack



Add Clinical Sample



Load the Plate



Press Start

Cat No.

G2M211921-NAE(PF) MagNXT Tissue & Body Fluids (One Xtract)

Pack Size

96/192/480 Preps



# RAPi-X 16

## Fast & Fully Automated Nucleic Acid Extraction System

### Rapi-X 16 Automated Nucleic Acid Extraction System

The overall size of the instrument is only about one-fourth of the common nucleic acid extractors in the market. Moreover, the instrument has the function of unlimited data transmission.

With the mobile phone APP, it can perform the remote editing and transmission of the instrument's program and real-time view of the running log.

### Technical Specifications

Items	Parameters	Items	Parameters
Processing volume	30-1000ul	Operation Interface	Embedded touch screen
Sample Throughput	upto 16	Operation Program	Android system
Magnetic Bead Recovery	>98%	Data Storage	Can store >500 groups of programs
Number of magnets	16	Exhaust method	Fan
Sample Processing Time	~15 min	Extension module	1USB
Purification Sensitivity (detection rate)	>95%	Flashlight	YES
Extract well-to-well differences	CV<3%	UV irradiation	YES
Consumables	96 deep well plate with comb	Low noise processing	Noise<65dB
Heating Temperature	25°C - 120°C	Product Dimensions	35CM(H)x15CM(W)x33CM(L)
Oscillating mix	Multi-level adjustable	Weight	6 kg
Reagent Type	Magnetic bead method	Power supply	AC198-242V

### Kits Available on RAPI-X 16

- MagNXT Blood DNA Extraction kit
- MagNXT Tissue & body fluids DNA Extraction kit
- MagNXT Saliva DNA Isolation Kit



## Robust & Compact DNA/RNA Extraction System *Ideal for Point-of-Care Testing Purpose*



### Features

- Suitable for Extraction & Purification of various clinical samples
- Extraction time ~ 15 minutes
- Light weight & One-fourth in size to available Nucleic acid extractor in the Market
- Temperature uniformity & accurate controls
- High Sensitivity with Precise mechanical movement
- Magnetic Bead based method with a high Recovery Rate of Magnetic Beads >98%
- Powerful application to efficiently meet different reagent requirements

### Ready to use pre-filled Kits available

- Open the sleeve -
- Add sample
  - press start

### Unique Structure

The instrument has 1 plate position, 4 column positions are heated as standard, pre-heating system

### Contamination Control

UV sterilization device which effectively eliminates aerosol contamination



# RAPi-X96

Fast & Fully Automated  
Nucleic Acid Extraction System

## Principle

Rapi-X 96 Automated Nucleic Acid Extraction System is based on magnetic bead separation technology. 96-deep well plates are used to extract and purify nucleic acids from 96 samples. This system uses magnetic beads along with buffer reagents to separate and purify high quality nucleic acids from blood/ tissues/viruses/ body fluids and other related samples. Depending on the buffer pH conditions, the magnetic beads possess strong affinity for nucleic acids at a particular pH while on other pH releases the same nucleic acid. The system is designed for faster isolation of purified nucleic acids.



## Technical Specifications

Model	Rapi-X 96
Sample throughput	1 – 96
Sample Volume	30µL – 100µL
Processing volume	20µL – 1000µL
Processing time	10 – 20 mins
Elution Volume	30µL – 100µL
Temperature control	4 – 105°C
Module station	4, 2 heatable
Magnetic bead recovery/recycling rate	≥98%
Purification Sensitivity (detection rate accuracy)	>95% (100 copy sample positive rate)
Program storage	Store > 500 groups of programs
Operation interface	10" 1024 x 600 color screen
Network communication	Ethernet Remote Control
Operating temperature range	5°C – 40°C
Operating humidity range	Less than 80%
Expand interface	USB interface, RS232 interface
Pollution control	UV sterilization, Level 11 HEPA
Size	510mm (L) x 430mm (W) x 470mm (H)
Weight	27kg[±0.5kg]
Compatibility	Open platform, maximum compatibility with magnetic bead Kit
Power Supply	AC100–240 Vac, 50/60 Hz

- **High Throughput** : 96 samples can be extracted within 10-20 mins based on kit & application
- **Light Weight** : Saves laboratory space
- **10 inch Large Display** : Simple interface & easy operation
- **Open Platform** for all other available automation friendly magnetic bead based kits

### Ready to use pre-filled Kits available

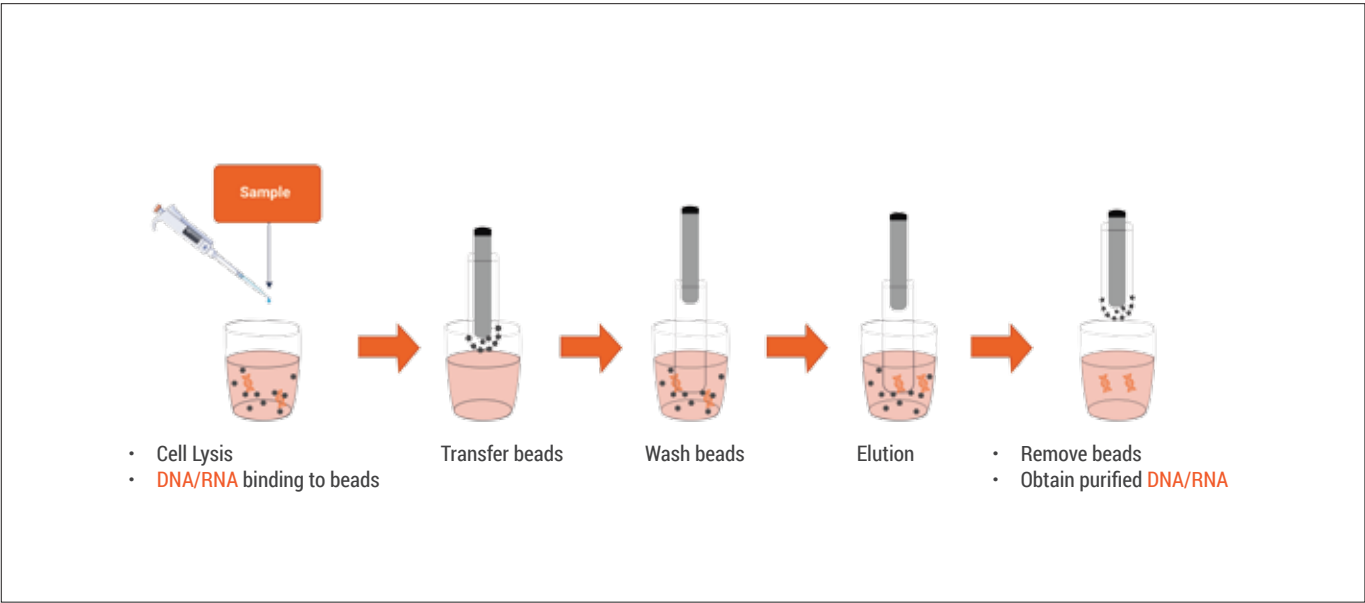
Open the sleeve - Addsample  
- press start

### Unique Structure

the instrument has 4 plate positions, 2 plate positions are heated as standard, pre-heating system

### Contamination Control

UV sterilization device and 11 level HEPA high efficiency air filter screen effectively eliminate aerosol pollution





# Our Solution for Nucleic Acid Purification & Isolation

Genes2Me offers convenient, optimized solutions to meet the complex needs of many molecular biology applications.

Our purification technology ranges all the way from spin columns to magnetic beads. Isolate pure, intact nucleic acids from a variety of biological samples with our optimized buffer systems and user friendly protocols.



Spin Column purification is a solid phase extraction technique to bind and isolate DNA/RNA within filter-based spin columns

We offer a broad range of DNA Column purification kits that utilize membranes containing silica to bind nucleic acids. Samples are lysed in a buffered solution containing a high concentration of chaotropic salt aiding in protein denaturation and enhancing Proteinase K activity. The lysates are passed through the silica membrane with the addition of absolute ethanol using centrifugal force, with the nucleic acids binding to the silica gel membrane at appropriate pH.

The membrane containing residual proteins, salts and other cell debris is then washed to remove impurities with optimized wash buffers with flow-through discarded. DNA/RNA is subsequently eluted with optimized low-salt Elution buffers or nuclease free water and is ready to use in a number of downstream applications such as cloning, Q-PCR, Next generation sequencing, Southern blotting and so on.

## Simple 4-step protocol for spin column purification

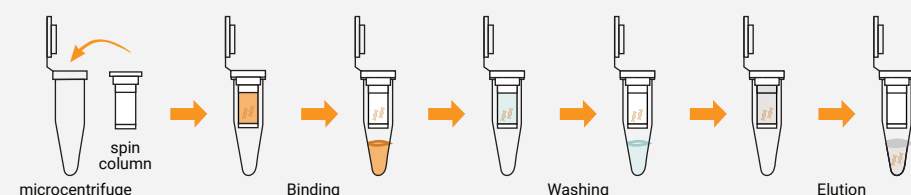


Fig 1: Spin column purification protocol – The protocol for purifying genomic DNA from various samples using “SPiNXT” purification kits in 4 simple steps- lysis, washing, elution and purification.



Magnetic beads based purification is an extraction technique to bind and isolate DNA/RNA on to the charged surface of para magnetic beads

Our MagNXT Nucleic acid purification kits are an extensive solution for various molecular biology applications such as sequencing or restriction digestion based on paramagnetic particles that help ensure the best balance of high yield and reproducibility with low non-specific binding. We offer a wide range of DNA/RNA magnetic purification kits that can serve your needs.

Purification using magnetic beads is an easy and reliable method for extraction of nucleic acids. Under optimized conditions, the nucleic acid selectively binds to the surface of magnetic beads, while other contaminants remain suspended in solution. The major advantage of this method is that there is, no need for centrifugation as in silica spin column technology for high yields. Separation can be done manually. Equipment necessary for this technology includes the magnetic separation racks.

## Simple 4-step protocol for Magnetic bead purification

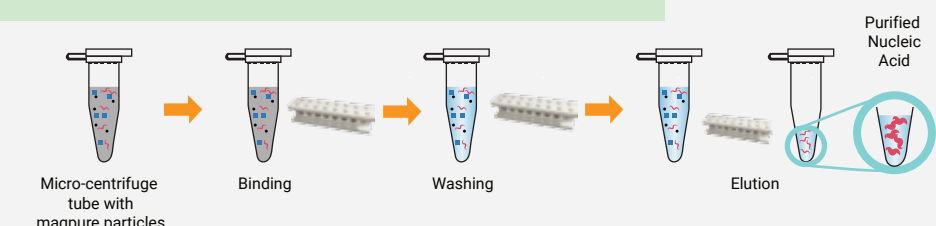


Fig 2: Magnetic bead based purification protocol – The protocol for purifying genomic DNA from various samples using “MagNXT” purification kits in using 4 simple steps- binding, washing, elution and purification.





**NUCLEIC ACID  
EXTRACTION  
SOLUTIONS**

—  
**CE IVD  
RANGE**



# SPiNXT

## Blood DNA Extraction Kit

CE IVD

A Comprehensive Solution for Cell lysis and obtaining intact Genomic DNA with high purity & high yield.

### Features & Benefits :

**Binding Capacity :** 30-40µg genomic DNA

**Recommended input amount :** ~ 200 µl whole blood

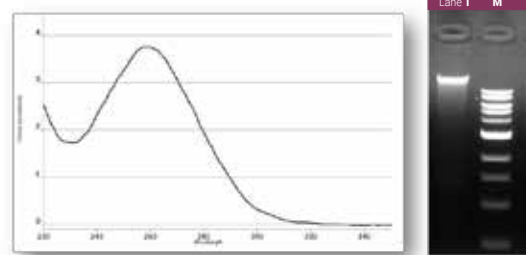
**Elution Volume :** ≥30µl

**Purity :** A260/280 - 1.8±0.1, A260/230 - 2.0±0.1

**Compatible Downstream Applications :** Endpoint PCR, qPCR, Sequencing, etc

**Expected Yield :** Up to 8 µg (depending upon the type,quality & quantity of the starting material used)

**Compatibility :** Many anticoagulants including EDTA, Heparin, and Sodium Citrate.



### Nanodrop Absorbance Spectrum

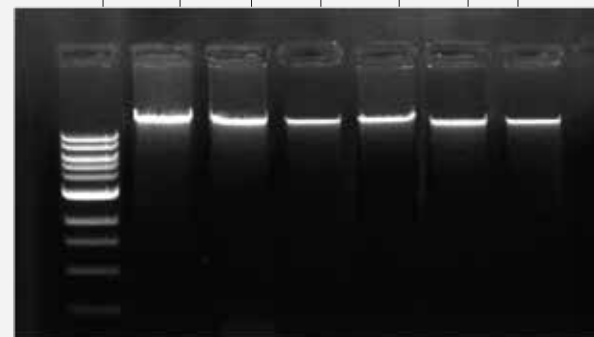
Conc.	Unit	Factor	A260	mm	260/280	260/230
187.313	ng/µl	50.00	3.7463	10	1.92	2.16

### Figure 3 :

Whole Blood genomic DNA was isolated using SpiNXT Blood DNA Extraction kit and Gel electrophoresis was performed on 0.8% agarose gel as shown in Lane 1. DNA Quality was checked on Nanodrop (Model no: DS-11 FX).



Marker  
Fresh whole blood  
4°C for 2 weeks  
frozen whole blood  
Fresh whole blood  
4°C for 2 weeks  
frozen whole blood



### Figure 1:

Genomic DNA obtained from 200µl human blood samples and visualized on 0.8% agarose gel.

Fresh whole blood samples were collected in an EDTA (Ethylene diamine tetra acetate) coated vial and comparison of 2 blood samples at three different storage conditions were shown :

**A.** Fresh whole blood, **B.** 4°C for 2 weeks, **C.** -20°C as frozen whole blood

The genomic DNA was isolated from all the 3 conditions shown in Lane 1 & Lane 4 as two different fresh whole blood samples, Lane 2 & Lane 5 as 4°C samples and Lane 3 & Lane 6 as frozen whole blood samples (kept at -20°C) respectively.

**M=MARKER (1KB DNA LADDER)**

# MAGNXT

## Blood DNA Extraction Kit

CE IVD

An extensive solution for various applications such as sequencing or restriction digestion based on paramagnetic particles help ensure the best balance of high yield & reproducibility with low non-specific binding

### Features & Benefits :

**Recommended Input Amaount :**

~ 200µl of whole blood

**Binding mechanism :**

Super paramagnetic beads

**Elution Volume :** ≥30µl

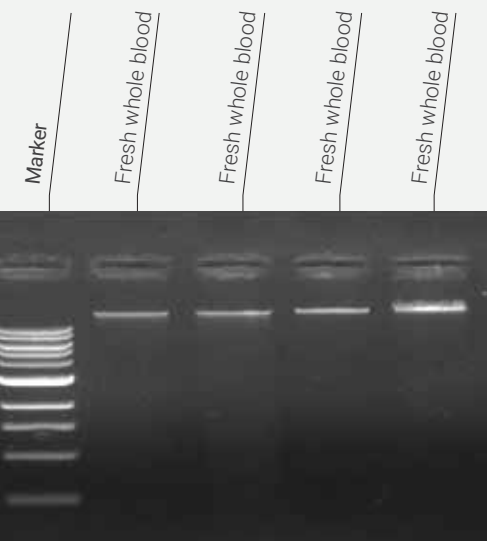
**Purity :** A260/280 - 1.8±0.1, A260/230 - 2.0±0.1

**Compatible Downstream Applications :**

Restriction endonuclease digestion, qPCR, Sequencing, autosomal STR analysis, viral DNA detection and so on.

**Expected Yield :** ≥10 µg (depending upon the type,quality & quantity of the starting material used)

	Purity	Yield(µg)
Fresh whole blood	1.76	7.2
Fresh whole blood	1.85	8.4
Fresh whole blood	1.9	8.6
Fresh whole blood	1.84	9.6



### Figure 1:

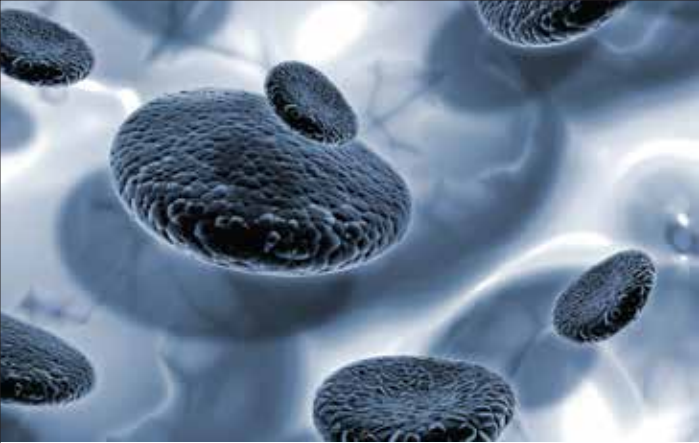
Genomic DNA obtained from 200µl human whole blood samples and visualized on 0.8% agarose gel.

### Figure 2 :

**The MagNXT** Blood DNA Extraction kit allows better binding and washing efficiency of nucleic acid by utilizing the large surface area of the beads and generates high quality genomic DNA suitable for sensitive applications like qPCR, Sequencing, autosomal STR analysis, etc.

**MARKER (1KB DNA LADDER)**





# SPiNXT | MAGNXT

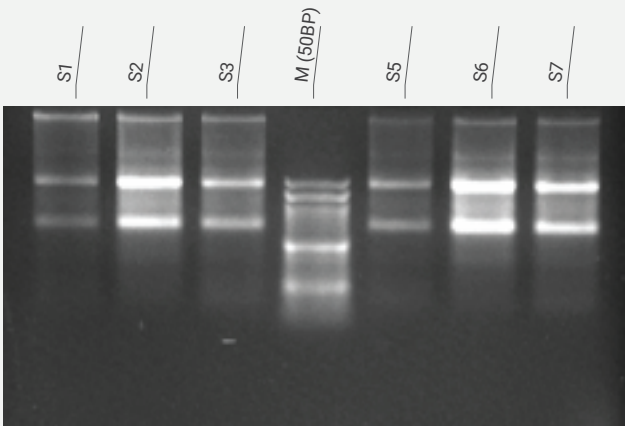
## Blood RNA Extraction Kit

CE IVD

SpiNXT Blood RNA Extraction kit provides a cost effective and convenient way for the purification of total RNA from fresh whole blood. The kit makes use of silica based spin column technology which allows complete removal of inhibitors such as divalent cations and proteins.

### Features & Benefits :

- Recommended input amount:** 400µl of fresh Whole Blood
- Binding mechanism:** silica membrane spin column technology
- Elution volume:** ≥30µl
- Purity:** A260/280 – 2.0±0.1, A260/230 - 2.0±0.1
- Compatible downstream applications:** RT-qPCR, Northern blotting and other RNA based analysis.
- Expected yield:** 10-15 µg ( depending upon the type, quality & quantity of the starting material used)



Represented image shows RNA extraction from Whole blood using SpiNXT Blood RNA Extraction kit. The purified RNA was resolved on a fresh 1.5% gel as shown above.

MARKER=50BP PLUS DNA LADDER

# SPiNXT | MAGNXT

## FFPE DNA & RNA Extraction Kit

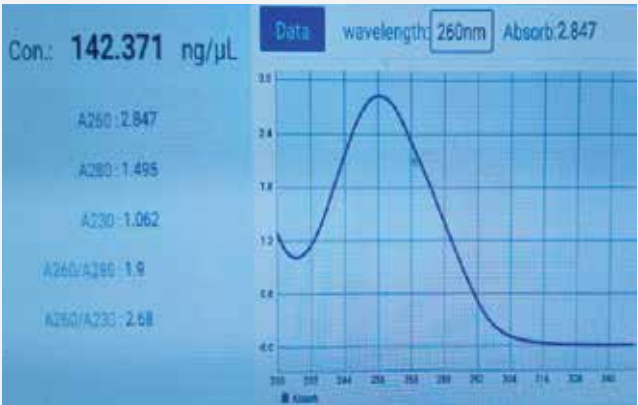
CE IVD

SpiNXT FFPE DNA Extraction kit is solely designed for the purification of genomic DNA from formalin-fixed paraffin-embedded (FFPE) tissue sections.

- Fixing of tissues using formalin leads to the cross-linking of the nucleic acids and proteins. Furthermore, the process of embedding the tissue samples in paraffin may lead to fragmentation of the nucleic acids over a period of time affecting yields.
- This kit enables the partial reversing of the modification caused by formalin which results in high yield with good quality.

### Features & Benefits :

- Recommended Input Amount :** upto 6 to 8 sections of FFPE tissue (5~10µm thick)
- Elution Volume :** ≥30µl
- Purity :** A260/280 - 1.8±0.1, A260/230 - 2.0±0.1
- Compatible Downstream Applications :** mutation screening, microarray analysis, sequencing, southern blotting and SNP analysis
- Expected Yield :** Depends upon the quality and quantity of the starting material used



**Nanodrop Absorbance spectrum**

Represented image shows DNA isolated using SpiNXT FFPE DNA Extraction kit from Lung tissue FFPE block.



# Tissue & Body Fluid DNA Extraction Kit

CE IVD

## Features & Benefits :

- Recommended Input Amount** : ~25mg tissue/200µl for body fluids
- Binding Capacity** : 30 - 40µg genomic DNA
- Elution Volume** : ≥30µl
- Expected Yied** : ≥ 10µg (depending upon the type, & quantity of the starting material used).
- Purity** : A260/280 - 1.8±0.1, A260/230 - 2.0 ± 0.1
- Compatible Downstream Applications** : AFLP, RFLP, Southern Blotting, Endpoint PCR, qPCR, Sequencing, etc.

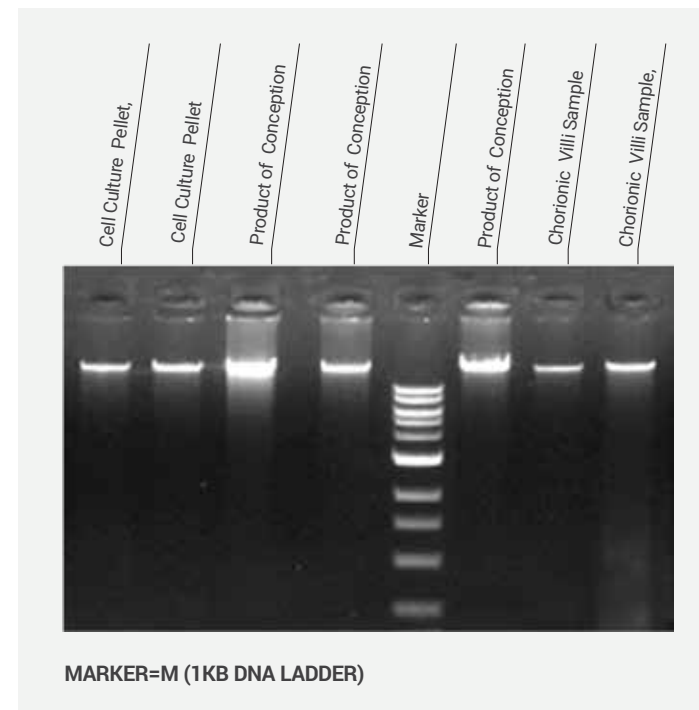
Sample type	Recommended input amount
Tissue samples	~25mg
Product of conception	~25mg
Cell culture pellet	~5×10 <sup>6</sup> cells
Chorionic Villi sample	~25mg
Amniotic fluid	15ml
Urine	200µl
Saliva	200µl
Other body fluids	200µl

TABLE 1 :

Shows recommended starting amount of the samples used with the **Sp iNXT Tissue & Body Fluids DNA Extraction Kit**.

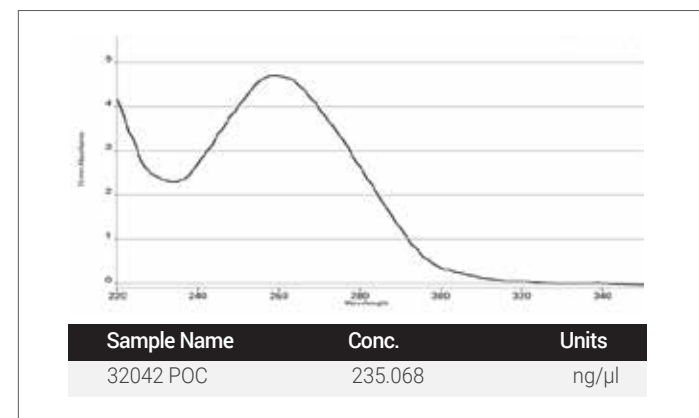
	Purity		Yield(µg)
Sample#	260/280	260/230	
Lane 1	1. 87	2.09	4.4
Lane 2	1. 82	1.95	4.88
Lane 3	1.75	1.97	13.4
Lane 4	1.79	2.1	5.2
Lane 5	1.77	1.95	9.4
Lane 6	1. 83	2.08	4
Lane 7	1.85	1.99	4.6

The SpiNXT Tissue & body fluids DNA Extraction kit generates high quality genomic DNA suitable for sensitive applications like AFLP, RFLP, Southern Blotting, endpoint PCR, qPCR, Sequencing, etc with excellent purity.



**FIGURE 1:** Representative image of genomic DNA obtained from various tissue samples using SpiNXT Tissue and body fluid DNA Extraction kit.

Fresh Tissue samples were collected and washed with the help of 1XPBS and grinded with mortar pestle for efficient lyses as shown.



## NANODROP ABSORBANCE SPECTRUM

Genomic DNA was isolated and Gel electrophoresis was performed on 0.8% agarose gel as shown in figure 1. DNA Quality was checked on Nanodrop (Model no: DS-11 FX).

# Tissue & Body Fluid DNA Extraction Kit

The MagNXT Tissue and body fluid DNA Extraction kit utilizes large surface area of the beads and generates highly purified genomic DNA suitable for sensitive applications like qPCR, Sequencing, autosomal STR analysis, etc.

CE IVD

## Features & Benefits :

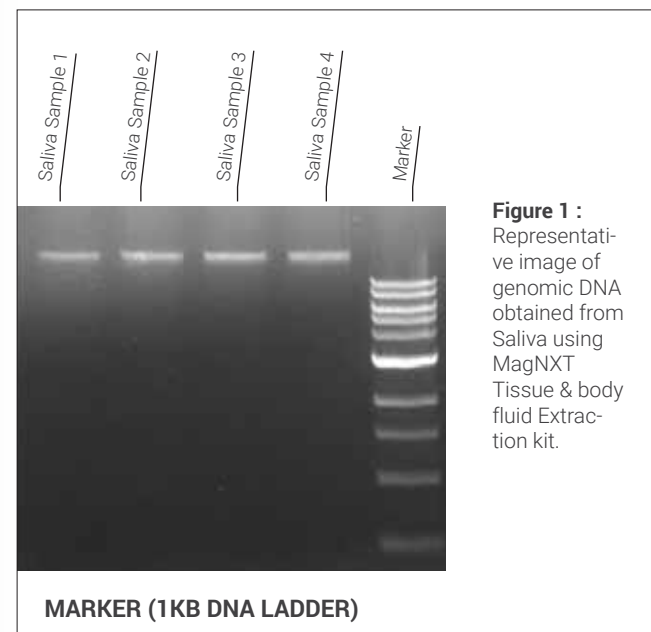
- Binding Mechanism** : Magnetic particles
- Recommended input Amount** : ~25mg tissue/200µl for body fluids
- Elution Volume** : ≥30µl
- Purity** : A260/280 - 1.8±0.1, A260/230 - 2.0±0.1

- Compatible Downstream Applications** : Restriction endonuclease digestion, qPCR, Sequencing, autosomal STR analysis, viral DNA detection
- Expected Yield** : ≥12 µg

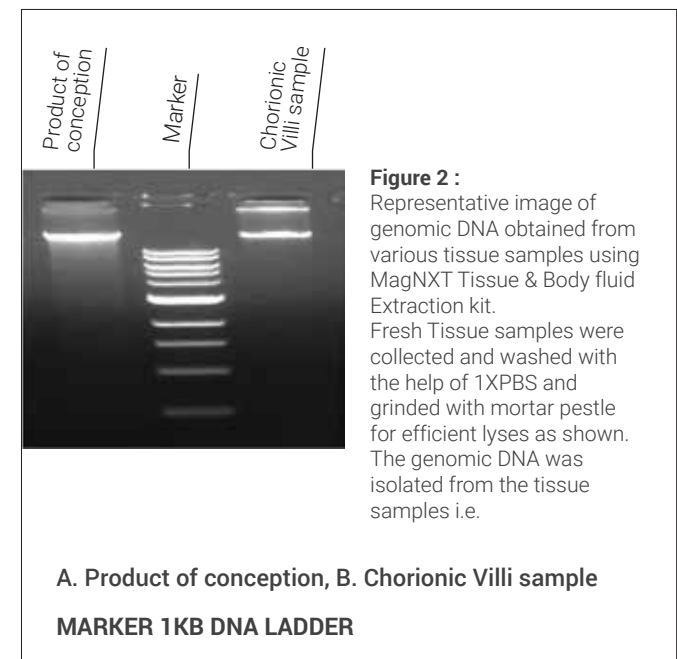
Sample type	Recommended input amount
Tissue Sample	~25mg
Product of Conception	~25mg
Cell Culture Pellet	~5×10 <sup>6</sup> cells
Chorionic Villi Sample	~25mg
Amniotic Fluid	15ml
Urine	200µl
Saliva	200µl
Other Body Fluids	200µl

Table 1:

Shows recommended starting amount of the samples used with the MagNXT Tissue & body fluid DNA Extraction kit.



**Figure 1 :** Representati-ve image of genomic DNA obtained from Saliva using MagNXT Tissue & body fluid Extrac-tion kit.



## NANODROP ABSORBANCE SPECTRUM

Genomic DNA was isolated and gel electrophoresis was performed on 0.8% agarose gel as shown in Figure 1. DNA Quality was checked on Nanodrop (Model no : DS-11 FX).





**NUCLEIC ACID  
EXTRACTION  
SOLUTIONS**

—  
**RUO  
RANGE**



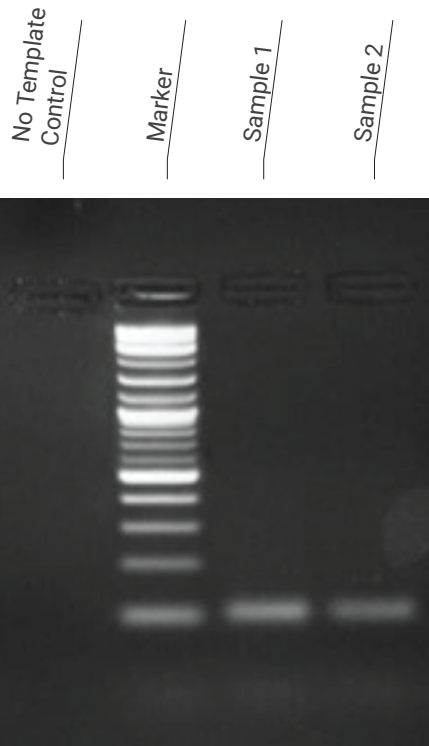
MAGNXT | SPINXT

Circulating Cell-Free DNA  
Tissue & Body Fluid DNA Extraction Kit

The Circulating cell-free DNA extraction kit enables efficient purification of circulating nucleic acids from human plasma, serum, utilizing Magnetic particle/ Silica based spin column that bind DNA under optimized binding conditions.

CE IVD

Reliable Cell free DNA extraction solution to deliver high quality cell-free DNA from human serum, plasma and urine samples for research tailored to one's needs.

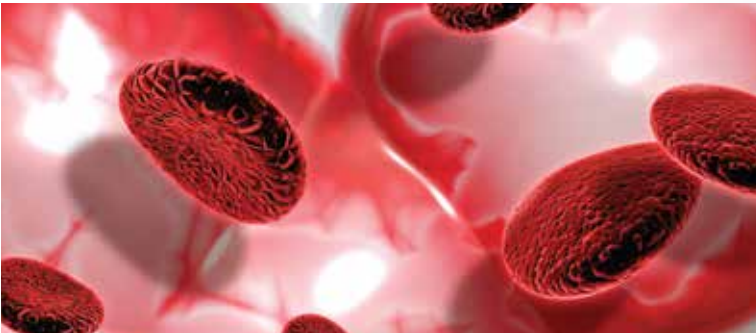


# Amplified PCR product size is 108 bp.  
MARKER (100bp DNA Ladder)

**FIGURE 1:**  
Circulating DNA was purified from plasma of pregnant females. Representative image of PCR performed for male genes (SRY) in mother's plasma to ensure that the purified DNA is circulating cell free DNA.

Features & Benefits :

SpINXT	MagNXT
<b>Recommended Input Amount :</b> ~500µl (Depends upon the type of sample used)	
<b>Elution Volume :</b> ≥30µl	
<b>Purity :</b> A260/280 – 1.8±0.1, A260/230 - 2.0±0.1	
<b>Compatible Downstream Applications :</b> PCR, qPCR, Southern blot analysis, microarrays and NGS.	
<b>Expected Yield :</b> >0.5µg Depending upon the type, quality & quantity of the starting material used.	>0.6µg Depending upon the type, quality & quantity of the starting material used.



MAGRNA-II | SPIN RNA

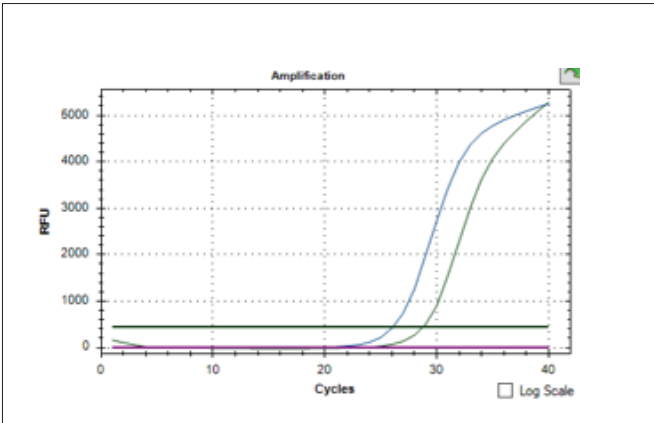
Viral RNA Extraction Kit

CE IVD

The Viral RNA Extraction kit is a comprehensive solution for extracting intact and pure viral nucleic acids from Human plasma, serum, Nasopharyngeal swabs and Bronchoalveolar Lavage Samples.

Features & Benefits :

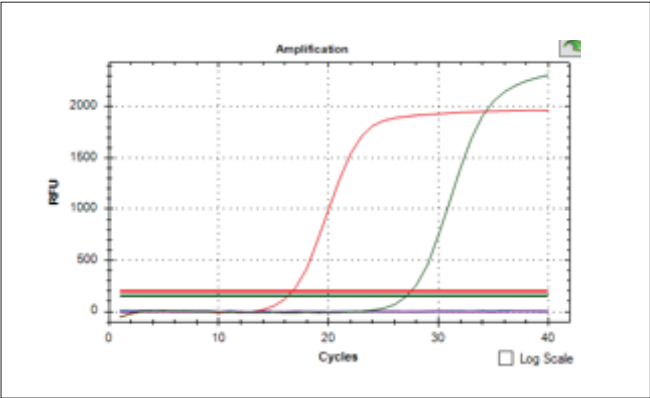
SpinRNA	MagRNA-II
<b>Recommended Input Amount :</b> 200µl of the sample	
<b>Binding Technology :</b>	
Spin column	Super paramagnetic beads
<b>Elution Volume :</b> ≥30µl	
<b>Purity :</b> A260/280 – 2.0±0.1, A260/230 - 2.0±0.1	
<b>Compatible Downstream Applications :</b> Restriction endonuclease digestion, qPCR, Sequencing, viral DNA detection and so on	
<b>Expected Yield :</b>	
3-6µg (depending upon the viral load, quantity & quality of the sample)	4-8µg (depending upon the viral load, quantity & quality of the sample)



Viral RNA was purified using Spin RNA Extraction kit. Represented image shows RT-PCR amplification curve of extracted HCV RNA showing target gene and internal control

Target gene: Blue color  
Internal control: Green color

- This system utilizes extraction technology based on paramagnetic beads allowing recovery of 95-100% viral RNA.
- Works well with minimal sample volume of 200 µl and elution of high yield/quality of RNA in 30-50 µl.
- Carrier RNA included enhancing the quantity of eluted Viral RNA.
- Extraction time of ~ 30-35 minutes.
- Compatible with Manual and multiple automated systems such as MGISP-100B, MGISP-960, Kingfisher Flex, ILS GENFast Automated System, Agilent Bravo, Hamilton Automated Liquid Handlers, Tecan Freedom Evo100.







MAGN*X*T | SPIN*X*T

Fecal DNA Extraction Kit

- Kit is designed for rapid & efficient purification of high quality genomic DNA of various micro-organisms and host cells found in the stool sample simultaneously.
- Provides a simple and convenient way to isolate pure genomic DNA from fresh or frozen stool or feces samples.

RUO

### Features & Benefits :

**Recommended Input Amount :** up to 100-150mg of stool sample

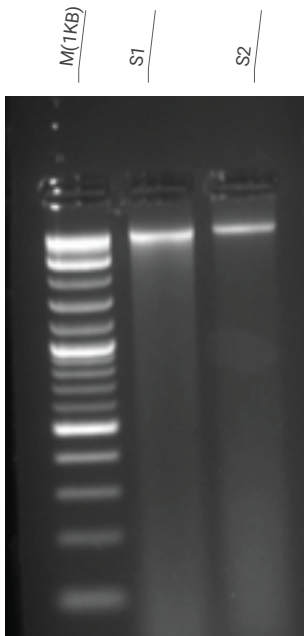
**Binding Technology :** Spin column

**Elution Volume :** ≥30μl

**Purity :** A260/280 - 1.8±0.1, A260/230 - 2.0±0.1

**Compatible Downstream Applications :** qPCR, NGS, metagenomic analyses

**Expected Yield :** ≥4μg Depends upon the quality and quantity of the starting material used



Representative images shows the purification of Bacterial DNA from Fecal samples using SpiNXT Fecal DNA Extraction kit.  
S1= Human stool  
S2= Animal stool



## SPIN*X*T | MAGN*X*T

### Saliva DNA Extraction Kit

Saliva offers an ideal alternative to blood or tissue for the isolation of human DNA samples for use in diagnostic applications.

- Efficiently isolates intact high quality, pure genomic DNA with non-invasive and painless sample collection.
- It allows fast and easy processing using a rapid spin-column format and is completely compatible with preserved saliva samples, fresh saliva samples as well as Buccal swabs.

RUO

### Features & Benefits :

**Recommended Input Amount :** 200μl of saliva sample

SpiNXT

MagNXT

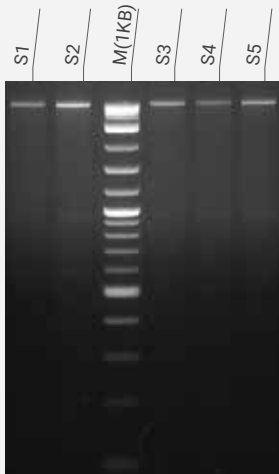
**Elution Volume :** ≥30μl

**Purity :** A260/280 - 1.8±0.1, A260/230 - 2.0±0.1

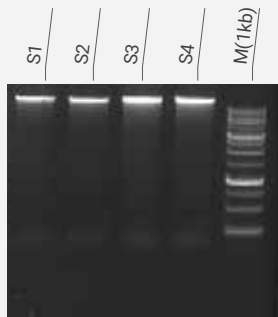
**Compatible Downstream Applications :** PCR, Southern Blot analysis, sequencing and microarray analysis

**Expected Yield :** ≥3μg (depending upon the quality and quantity of the starting material used)

≥5μg (depending upon the quality and quantity of the starting material used)



Representative image shows the Genomic DNA isolated from buccal swabs of 5 different individuals. 1μl of Purified DNA was loaded onto 1% agarose gel electrophoresis.



Representative image shows the Genomic DNA isolated from Saliva sample of 4 different individuals. 1μl of Purified DNA was loaded onto 1% agarose gel electrophoresis.







# SPiNXT | MAGNXT

## Forensic DNA Extraction Kit

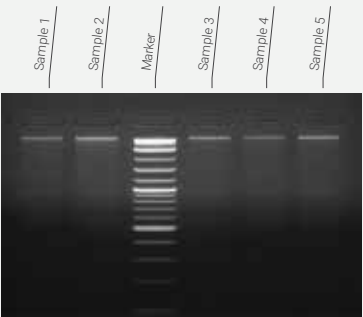
A complete solution for isolation of intact and high quality genomic DNA from a large variety of challenging forensic samples

RUO

### Features & Benefits :

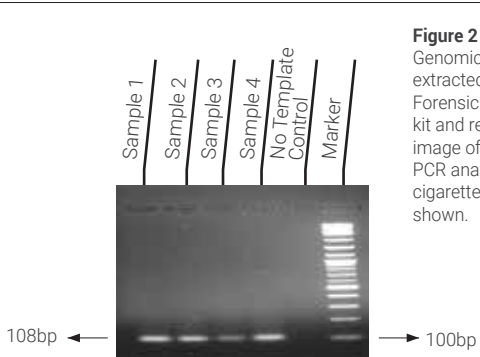
- Binding Capacity/ Mechanism :** 30-40µg genomic DNA/ Magnetic particles
- Recommended input :** Cell/Tissue, whole blood, DBS, Cell Culture, Swabs, Plasma/serum, body fluids, Vaginal/Semen stains, bone, tooth, hair, chewing gum, cigarette butts & other forensic samples.
- Elution Volume :** ≥30µl
- Purity :** A260/280 - 1.8±0.1, A260/230 - 2.0±0.1
- Compatible Downstream Applications :** Endpoint PCR, qPCR, Sequencing, autosomal STR analysis, etc
- Expected Yield :** Depending upon the type, quality & quantity of the starting material used

Sample type	Recommended input amount
Whole blood	~200µl
Dried blood spots	3x3 mm diameter punches
Cell culture pellet	~5×10 <sup>6</sup> cells
Cigarette butts	~8mm from the end
Buffy coat/ Lymphocytes	~200µl
Plasma/ serum	~200µl
Tissue samples	~25mg
Bone/tooth	Up to 20 mg



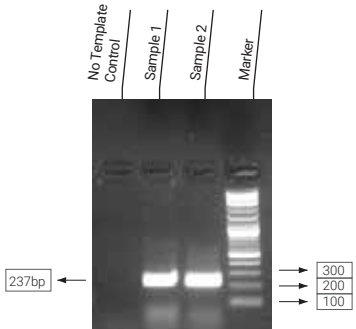
MARKER (1KB DNA LADDER)

**Figure 1 :** Genomic DNA obtained from 200µl of sample and run on 0.8% agarose gel. A sterile swab was scraped 5-6 times against the inside cheek and swirled for 30-60 seconds in 1-2 ml of 1XPBS. 200µl of sample was collected and DNA was purified using SPiNXT Forensic DNA extraction kit.



M MARKER (1 KB DNA LADDER)

**Figure 2 :** Genomic DNA was extracted using SPiNXT Forensic DNA extraction kit and representative image of β globin gene PCR analysis from cigarette butts are shown.



M MARKER (1 KB Plus DNA LADDER)

**Figure 3 :** Genomic DNA was extracted from chewing gum as a challenging sample using SPiNXT Forensic DNA extraction kit and representative image of PCR analysis is shown.

# SPiNXT | MAGNXT

## DBS DNA Extraction Kit

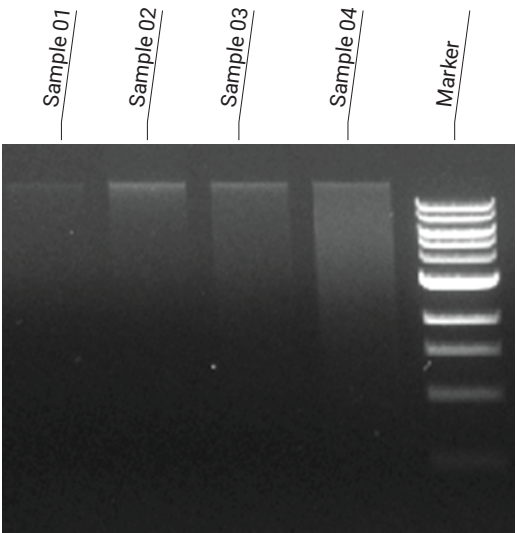
A comprehensive solution for rapid extraction of genomic DNA from Dried Blood Spots

RUO

The DBS DNA Extraction kit provides a fast and simple silica column-based/ magnetic bead particles solution for challenging samples like dried blood spots. It allows for the isolation of DNA from the blood of various mammalian species, including humans. The blood should be spotted and dried on suitable filter paper or specimen collection cards. The purified DNA is of high quality and is completely compatible with downstream applications including PCR, qPCR and more.

### Features & Benefits :

	SpiNXT	MagNXT
<b>Recommended Input Amount :</b> 3 x 3 mm diameter punches		
<b>Elution Volume :</b> ≥30µl		
<b>Purity :</b> A260/280 - 1.8±0.1, A260/230 - 2.0±0.1		
<b>Compatible Downstream Applications :</b> Microarray analysis, STR analysis, restriction enzyme digestion & Southern blotting		
<b>Expected Yield :</b>	>600ng or 0.6 µg	>800ng or 0.8 µg



The represented image shows 4 dried blood spot samples which were collected on filter paper cards. 5ul was loaded on to the gel and visualized on 0.8% agarose gel.

MARKER=1KB PLUS DNA LADDER





SPINNEXT

Gel Extraction Kit

Designed for rapid and efficient purification of DNA fragments from TAE agarose gels of various percentages and ideal for use in all conventional molecular biology procedures with minimal hands-on time

RUO

SpiNXT Gel extraction kit uses proprietary chemistry for rapid and reliable recovery of concentrated high-quality double stranded DNA from agarose gels with yields exceeding 80-85%. The purified DNA is suitable for ligations, PCR, sequencing, restriction digestion, or various molecular reactions. In addition, this kit also be used to recover DNA directly from enzymatic reactions such as PCR and enzyme digestion reactions.

DNA Sample Type	Double-stranded DNA from agarose gels
Sample material	Up to 200mg
Binding capacity	15-20µg
DNA size range	70bp-10kb
Typical recovery	70-90% (70bp-10kb)
Minimum elution volume	30µl
Maximum elution volume	40µl
Purity	A 260/280 &gt;1.8

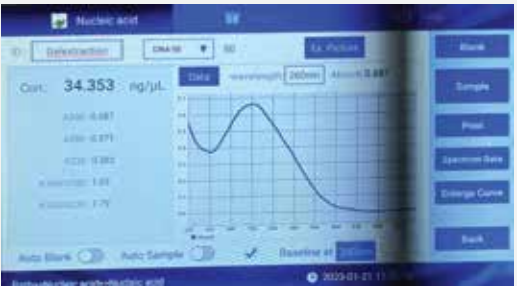
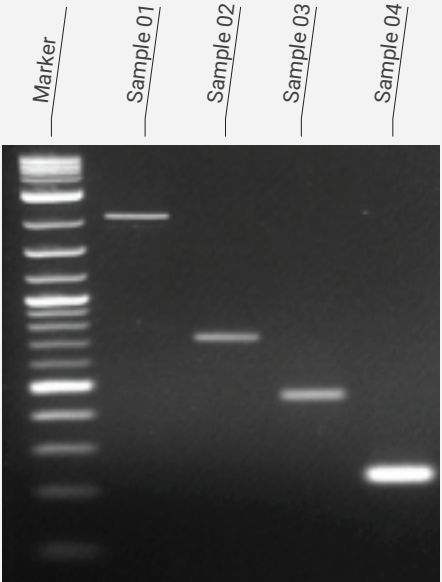


Figure 1: A range of DNA fragments from 2100bp to 228 bp was prepared and was resolved on a 2% gel. Each fragment was manually excised from the agarose gel and processed using the SpiNXT Gel extraction kit. The one-half elution of each fragment was resolved on a fresh 2% gel as shown above.

MARKER=1KB PLUS DNA LADDER

SPINNEXT | MAGNEXT

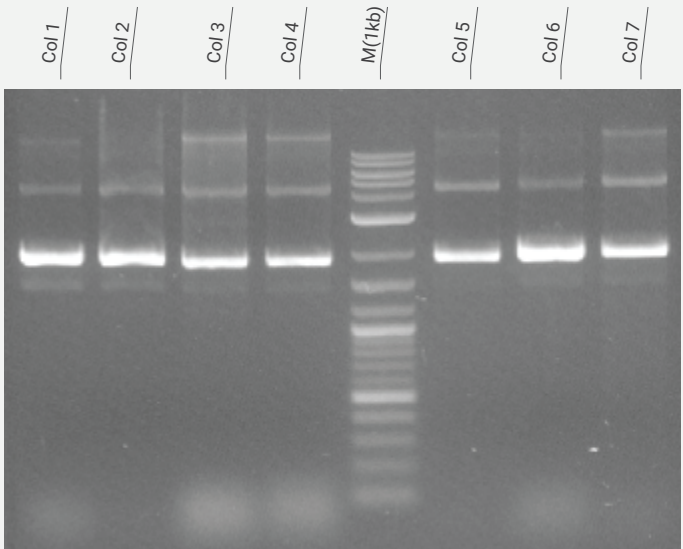
Plasmid DNA Extraction Kit

- Designed to provide reliable isolation of high quality plasmid DNA.
- The optimized column design helps prevent buffer retention & salt carry over.
- Are designed with advanced silica based spin column & Magnetic beads technology.

RUO

Features & Benefits :

SpiNXT		MagNXT
Recommended Input Amount : 1-5 ml approx.		
Elution Volume : ≥30µl		
Purity : A260/280 - 1.8±0.1, A260/230 - 2.0±0.1		
Compatible Downstream Applications : Transformation, transfection, DNA Sequencing PCR		
Expected Yield :	Up to 15µg (depends upon culture volume, growth conditions, host strain and plasmid copy number)	Up to 20µg (depends upon culture volume, growth conditions, host strain and plasmid copy number)



7 different colonies were picked up from the single plate of pure DH5λ strain. Plasmid DNA was isolated and checked on 0.8% agarose gel electrophoresis.





# SPINX

## Bacterial DNA Extraction Kit

RUO

A Comprehensive solution to isolate high quality DNA from Gram negative (-) and Gram positive (+) bacteria. It allows purification from 2x10<sup>9</sup> viable bacterial cells. Purification is based on silica membrane based spin columns as the separation matrix.

### Features & Benefits :

**Recommended Input Amount :**  
~1.2ml of bacterial culture

**Binding Mechanism :**  
Silica membrane spin column technology

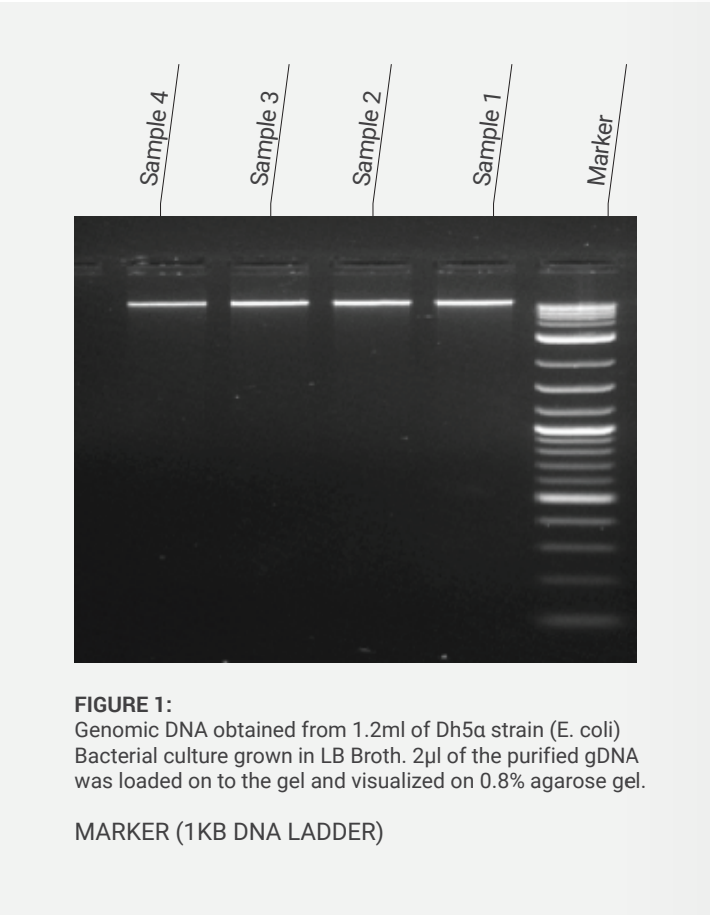
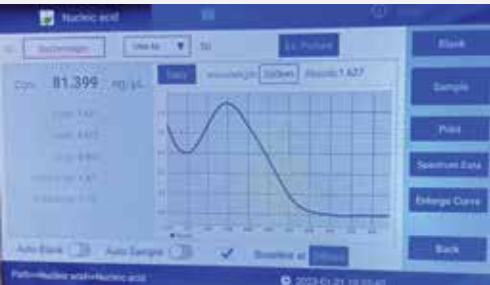
**Binding Capacity :**  
20-30µg genomic DNA

**Elution Volume :**  
≥30µl

**Purity :**  
A260/280 - 1.8±0.1, A260/230 - 2.0±0.1

**Compatible Downstream Applications :**  
PCR, Cloning, Next generation sequencing etc.

**Expected Yield : ≥ 5µg**  
depending upon the type, quality & quantity of the starting material used.



**FIGURE 1:**  
Genomic DNA obtained from 1.2ml of Dh5α strain (E. coli) Bacterial culture grown in LB Broth. 2µl of the purified gDNA was loaded on to the gel and visualized on 0.8% agarose gel.

MARKER (1KB DNA LADDER)

	Purity		Yield(µg)
SAMPLE#	260/280	260/230	
Lane 1	1.82	2.05	4.8
Lane 2	1.85	2.01	5.2
Lane 3	1.8	2.00	5.8
Lane 4	1.86	2.08	8.2

# MAGNEX

## Bacterial DNA Extraction Kit

RUO

MagNXT Bacterial DNA Extraction Kit utilizes paramagnetic beads to isolate gDNA from both Gram negative (-) and Gram positive (+) bacterial cells; resulting in high quantity and quality DNA usable in various downstream applications.

### Features & Benefits :

**Recommended Input Amount :**  
~ 1.2ml of bacterial culture

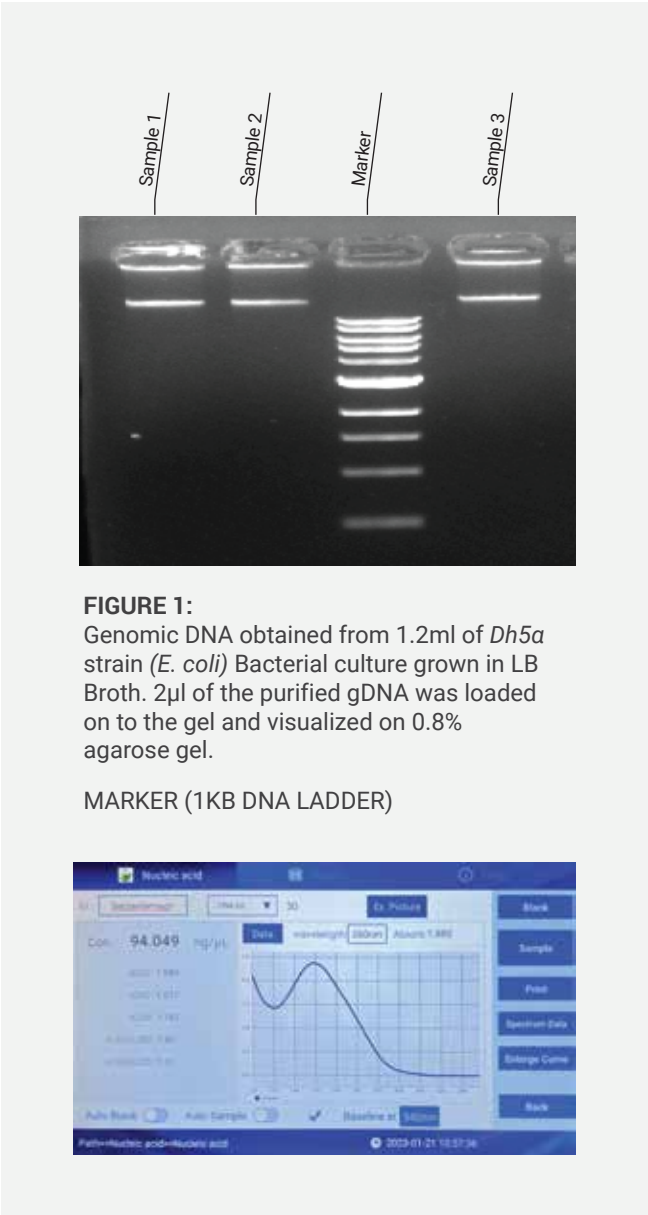
**Binding mechanism :**  
Super paramagnetic beads

**Elution Volume :**  
≥30µl

**Purity :**  
A260/280 - 2±0.1, A260/230 - 2.0±0.1

**Compatible Downstream Applications :**  
Reverse Transcriptase PCR (RT-PCR), Northern Blotting, cDNA Library Construction or other RNA based analysis etc.

**Expected Yield : ≥7µg**



**FIGURE 1:**  
Genomic DNA obtained from 1.2ml of Dh5α strain (E. coli) Bacterial culture grown in LB Broth. 2µl of the purified gDNA was loaded on to the gel and visualized on 0.8% agarose gel.

MARKER (1KB DNA LADDER)

	Purity		Yield(µg)
SAMPLE#	260/280	260/230	
Sample 1	1.99	2.03	8
Sample 2	2.03	2.0	9.2





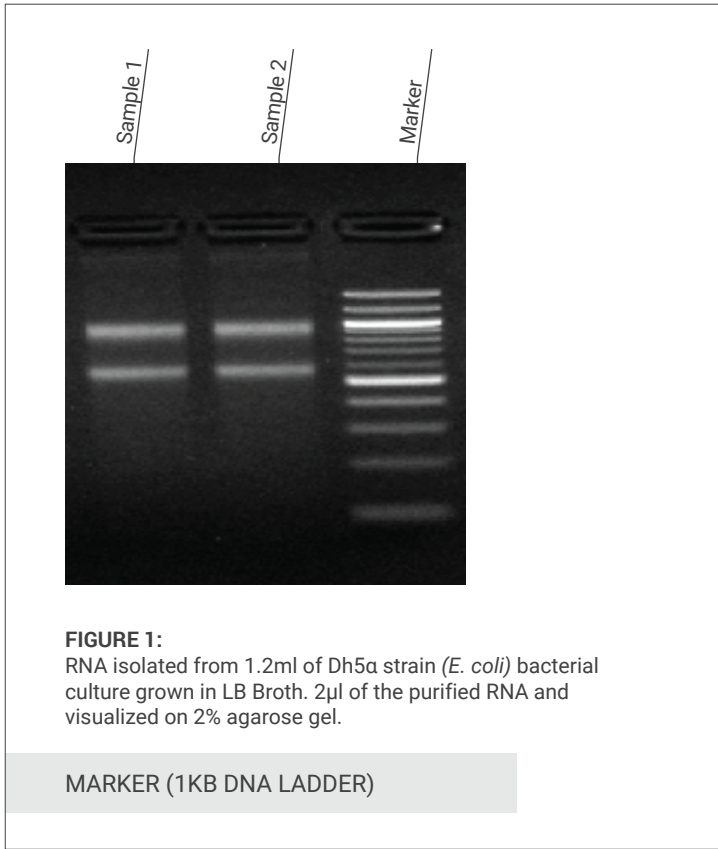
SPiNXT

Bacterial RNA Extraction Kit

RUO

A comprehensive solution to isolate high quality RNA from Gram negative (-) and Gram positive (+) bacteria. It allows purification from 2x10<sup>9</sup> viable bacterial cells.

Features & Benefits :
Recommended Input Amount : ~1.2ml of bacterial culture
Binding Mechanism : Silica membrane spin column technology
Binding Capacity : 15-20µg RNA
Elution Volume : ≥30µl
Purity : A260/280 - 2±0.1, A260/230 - 2.0±0.1
Compatible Downstream Applications : Reverse Transcriptase PCR (RT-PCR), Northern Blotting, cDNA Library construction or other RNA based analysis etc.
Expected Yield : ≥ 8µg ( depending upon the type, quality & quantity of the starting material used)



The SpiNXT Bacterial RNA Extraction kit generates high quality RNA suitable for sensitive applications like qPCR and cDNA Library construction with excellent purity.

	Purity		Yield(µg)
Sample	260/280	260/230	
Sample 1	1.95	2.05	210ng/µl
Sample 2	1.97	2.09	230ng/µl



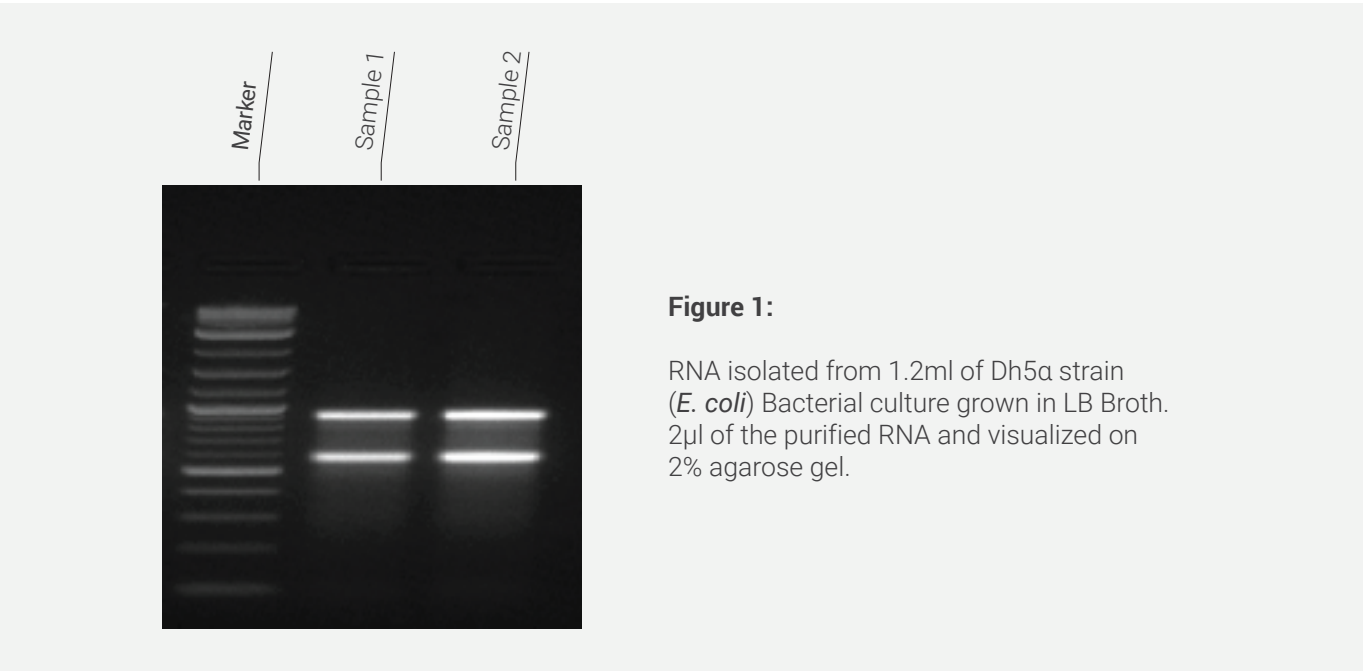
MAGNXT

Bacterial RNA Extraction Kit

RUO

MagNXT Bacterial RNA Extraction Kit utilizes paramagnetic beads to isolate RNA from both Gram negative (-) and Gram positive (+) bacterial cells; resulting in high quantity and quality DNA usable in various downstream applications.

Features & Benefits :
Recommended Input Amount : ~1.2ml of bacterial culture
Binding Mechanism : super paramagnetic beads
Elution Volume : ≥30µl
Purity : A260/280 - 2±0.1, A260/230 - 2.0±0.1
Compatible Downstream Applications : PCR, Cloning, Next generation sequencing etc
Expected Yield : ≥10 µg ( depending upon the type, quality & quantity of the starting material used)





SPINXT

Plant DNA Extraction Kit

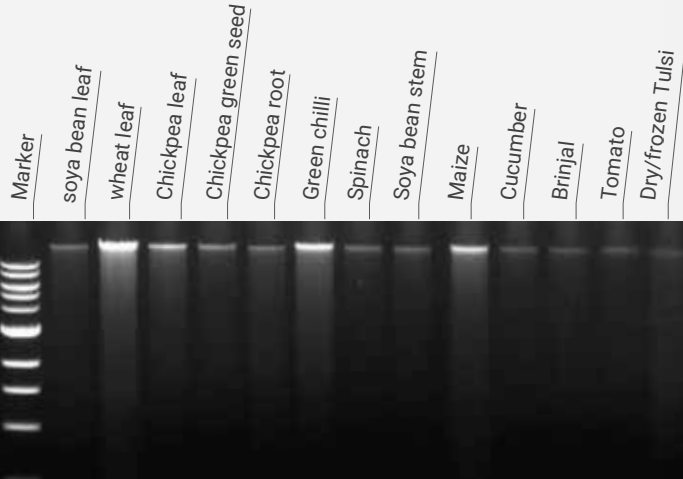
The SpiNXT Plant DNA Extraction kit is designed to purify high-quality total DNA in less than an hour with reliable performance in downstream applications

RUO

It is designed for purifying plant DNA using a centrifuge in ~40 minutes from a variety of sample sources. To obtain high yield of DNA, fresh plant samples should be used immediately after collection and should be stored in low temperature conditons to prevent the degradation of DNA.

Features & Benefits :

- Recommended Input Amount :**  
~10-50mg tissue
- Binding Capacity :**  
30-40µg genomic DNA
- Elution Volume :**  
≥30µl
- Purity :**  
A260/280 -1.8±0.1
- Compatible Downstream Applications :**  
PCR, qPCR, Sequencing, etc.
- Expected Yield :**  
≥5µg (depending upon the type, quality & quantity of the starting material used).



**FIGURE 1:** Genomic DNA was obtained from 50mg plant tissues from various sources. 1µl of the extracted DNA was loaded and visualized on 0.8% agarose gel.

**MARKER (1KB DNA LADDER)**

MAGNXT

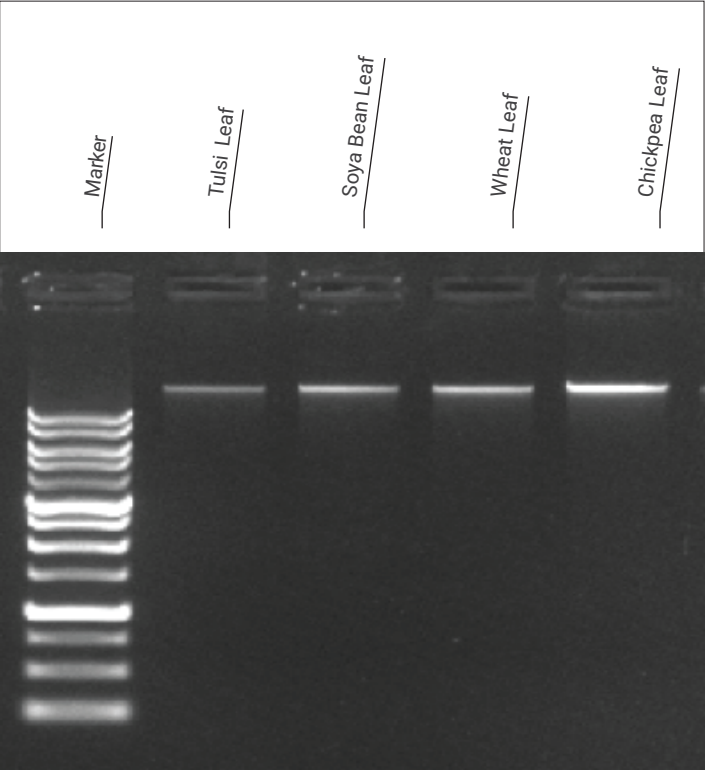
Plant DNA Extraction Kit

A magnetic bead based purification format which allows easy scaling of the number of samples processed for reproducible and more consistent yield as compared to traditional CTAB method.

RUO

Features & Benefits :

- Recommended Input Amount :** ~10-50mg tissue sample
- Binding Mechanism :** Super paramagnetic Beads
- Elution Volume :** ≥30µl
- Purity :** A260/280 - 1.8±0.1
- Compatible Downstream Applications :** PCR, qPCR, Sequencing
- Expected Yield :** ≥ 7µg
- Versatile :** Suitable for most plant types and parts



**FIGURE 1:** Genomic DNA was obtained from 50mg plant tissues from various sources. 1µl of the extracted DNA was loaded and visualized on 0.8% agarose gel.

**MARKER 1KB DNA LADDER**

Sample Name	Concentration (ng/µl)	260/280	Yield (µg)
Tulsi Leaf	180	1.79	7.2
Soya Bean Leaf	255	1.82	10.2
Wheat Leaf	262	1.85	10.4
Chickpea Leaf	290	1.86	11.6



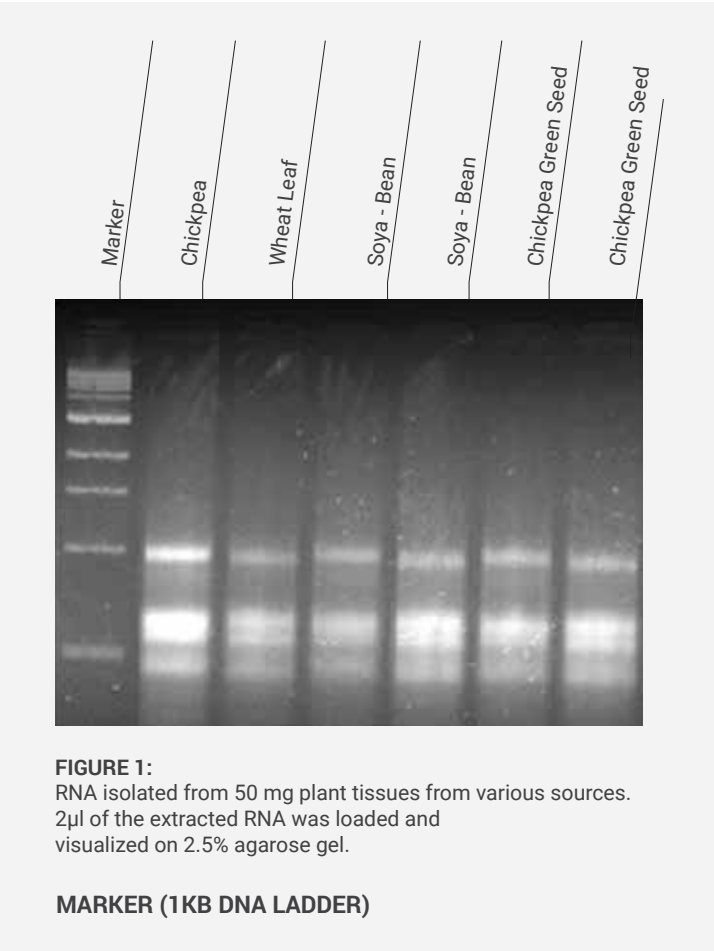


SPIN<sub>EXT</sub>

Plant RNA Extraction Kit

The SpiNXT Plant RNA Extraction Kit is designed to purify high-quality total RNA in less than an hour with reliable performance in downstream applications.

RUO



Sample Name	Concentration (ng/µl)	260/280	260/230	Yield (µg)
Cicer Arietinum (Chickpea)	279	2.04	2.20	27.9
Triticum (Wheat) Leaf	161	2.04	2.17	16.1
Glycine Max (Soya-bean)	127	2.02	2.19	12.7
Glycine Max (Soya-bean)	243	1.94	2.2	24.3
Cicer Arietinum (Chickpea) Green Seed	179	1.92	2.1	17.9
Cicer Arietinum (Chickpea) Green Seed	220	1.93	2.18	22

It is designed for purifying plant RNA using a centrifuge in ~40 minutes with a variety of samples to obtain high yield of RNA, fresh plant samples should be used immediately after collection and should be stored in low temperature conditons to prevent the degradation of RNA.

Features & Benefits :

- Recommended Input Amount :**  
~10-50mg tissue
- Binding Capacity :**  
15-30µg RNA
- Elution Volume :**  
≥30µl
- Purity :**  
A260/280 :-2±0.1
- Compatible Downstream Applications :**  
Northern Blotting, expression analysis, endpoint PCR, qRT-PCR, Sequencing, other RNA based analysis etc.
- Expected Yield :**  
≥5µg (depending upon the type, quality & quantity of the starting material used).

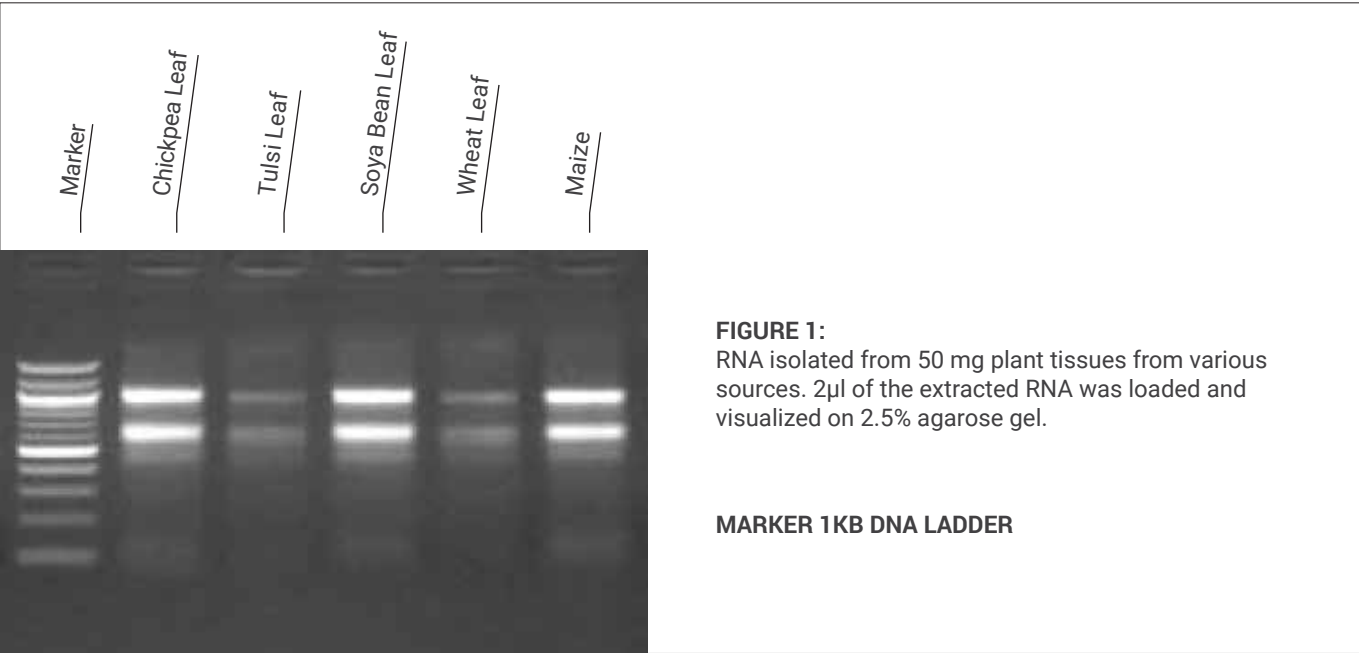
MAGN<sub>EXT</sub>

Plant RNA Extraction Kit

A magnetic bead based purification format which allows easy scaling of the number of samples processed using a magnetic stand.

RUO

- Features & Benefits :**
- Recommended Input Amount :** ~10-50mg tissue sample
- Binding Mechanism :** Super paramagnetic beads
- Elution Volume :** ≥30µl
- Purity :** A260/280 – 2.0±0.1, A260/230 - 2.0±0.1
- Compatible Downstream Applications :** RT-PCR, RT-qPCR, and other enzymatic reactions
- Expected Yield :** ≥ 7µg
- Versatile:** Suitable for most plant types and parts



Sample Name	Concentration (ng/µl)	260/280	260/230	Yield (µg)
Chick Pea Leaf	310	2.05	2.11	12.4
Tulsi Leaf	120	1.97	2.08	4.8
Soya Bean Leaf	295	1.92	2.15	11.8
Wheat Leaf	115	1.90	2.19	4.6
Maize	298	2.07	2.05	11.9



Ordering Information



Cat No.	Commercial Name	Qty
G2MI80001	Rapi-X 96 Automated Nucleic Acid Extraction System	1
G2MI80002	Rapi-X 16 Automated Nucleic Acid Extraction System	1
IG2M5001UF	One PCR Ultra-Fast RT PCR System	1
G2M030320-50T	MagRNA-II Viral RNA Extraction Kit	50
G2M030320-250T		250
G2M030320-96T		96
G2M030320-192T		192
G2M030320RX-480T		480
G2M030320TK-480T		480
G2M030320MG-480T		480
G2M182121-96T	MagNXT Blood DNA extraction kit	96
G2M182121-192T		192
G2M182121RX-480T		480
G2M182121TK-480T		480
G2M182121MG-480T		480
G2M182121-50T		50
G2M182121-250T		250
G2M810001-96T	MagNXT Blood RNA extraction kit	96
G2M810001-192T		192
G2M810001RX-480T		480
G2M810001TK-480T		480
G2M810001MG-480T		480
G2M810001-50T		50
G2M810001-250T		250
G2M212121-96T	MagNXT Tissue & body fluids Nucleic acid extraction kit	96
G2M212121-192T		192
G2M212121RX-480T		480
G2M212121TK-480T		480
G2M212121MG-480T		480
G2M212121-50T		50
G2M212121-250T		250
G2M810003-96T	MagNXT Cell free DNA Extraction Kit	96
G2M810003-192T		192
G2M810003RX-480T		480
G2M810003TK-480T		480
G2M810003MG-480T		480
G2M810003-50T		50
G2M810003-250T		250
G2M810007-96T	MagNXT FFPE DNA Extraction Kit	96
G2M810007-192T		192
G2M810007RX-480T		480
G2M810007TK-480T		480
G2M810007MG-480T		480
G2M810007-50T		50
G2M810007-250T		250
G2M080820-50T	SpinNXT Viral RNA Extraction Kit	50
G2M080820-250T		250
G2M181820-50T	SpiNXT Blood DNA extraction kit	50
G2M181820-250T		250
G2M810012-50T	SpiNXT Blood RNA extraction kit	50
G2M810012-250T		250
G2M131420-50T	SpiNXT Tissue & body fluids Nucleic acid extraction kit	50
G2M131420-250T		250
G2M810013-50T	SpiNXT Cell free DNA Extraction Kit	50
G2M810013-250T		250
G2M232121-50T	SpiNXT FFPE DNA Extraction Kit	50
G2M232121-250T		250

Ordering Information



Cat No.	Commercial Name	Qty
G2MBR4-0020	Rapi-X 96 Automated Nucleic Acid Extraction System	1
G2MBR4-0021	MagNXT Saliva DNA Isolation Kit	480 Test
G2MBR4-0023	MagNXT Saliva DNA Isolation Kit (Rapi-X 16)	192 Test
G2MBR4-0024	MagNXT Saliva DNA Isolation Kit (Rapi-X 08)	96 Test
G2MBR4-0025	MagNXT Saliva DNA Isolation Kit (Rapi-X 08)	480Test (Pre filled)
G2MBR4-0026	1XRT-MAGNXT Tissue & Body Fluids NAE Extraction Kit	50 Test
G2MBR4-0176	01XRT-MAGNXT Tissue & Body Fluids NAE Extraction Kit	250T
G2MBR4-0177	01XRT-MAGNXT Tissue & Body Fluids NAE Extraction Kit (Rapi X 16 for 8 Isolations)	96T
G2MBR4-0178	01XRT-MAGNXT Tissue & Body Fluids NAE Extraction Kit (Rapi X 16)	192T
G2MBR4-0179	01XRT-MAGNXT Tissue & Body Fluids NAE Extraction Kit (MGI)	480T
G2MBR4-0180	01XRT-MAGNXT Tissue & Body Fluids NAE Extraction Kit (Kingfisher)	480T
G2MBR4-0181	01XRT-MAGNXT Tissue & Body Fluids NAE Extraction Kit (Cell Free)	50T
G2MBR4-0182	01XRT-MAGNXT Tissue & Body Fluids NAE Extraction Kit (Cell Free)	250T
G2MBR4-0183	01XRT-MAGNXT Tissue & Body Fluids NAE Extraction Kit (Rapi X 16 for 8 Isolations) Cell Free	96T
G2MBR4-0184	01XRT-MAGNXT Tissue & Body Fluids NAE Extraction Kit (Rapi X 16) Cell Free	192T
G2MBR4-0185	01XRT-MAGNXT Tissue & Body Fluids NAE Extraction Kit (Rapi X 96) Cell Free	480T
G2MBR4-0186	MagNXT- Saliva DNA Extraction Kit	50T
G2MBR4-0187	MagNXT- Saliva DNA Extraction Kit	250T
G2MBR4-0188	"MagNXT- Saliva DNA Extraction Kit R8 {Pre-filled for Genes2me Rapi X16 for 8 Isolations each}"	96 TESTS
G2MBR4-0189	"MagNXT- Saliva DNA Extraction Kit R16 {Pre-filled for Genes2me Rapi X16}"	192 TESTS
G2MBR4-0190	"MagNXT- Saliva DNA Extraction Kit R96 {Pre-filled for Genes2me Rapi X96}"	480 TESTS
G2MBR4-0191	"MagNXT- Saliva DNA Extraction Kit KF {Pre-filled for Thermo KingFisher}"	480 TESTS
G2MBR4-0287	Rapi-X 16 Automated Nucleic Acid Extraction System	1
G2MBR4-0288	Rapi-X 4 Automated Nucleic Acid Extraction System	1
G2MBR4-0514	"MagNXT- Saliva DNA Extraction Kit GF {Pre-filled forGenFast}"	480T
G2MBR4-0570	MagRNA-II Viral RNA Extraction Kit	960 T
G2MBR4-0571	MagRNA-II Viral RNA Extraction Kit	200 T
G2MBR4-0572	MagRNA-II Viral RNA Extraction Kit	500 T
G2MBR4-0573	MagRNA-II Viral RNA Extraction Kit	480 T
G2MBR4-0574	MagRNA-II Viral RNA Extraction Kit	480 T
G2MBR4-0575	MagRNA-II Viral RNA Extraction Kit	480 T
G2MBR4-0576	MagRNA-II Viral RNA Extraction Kit	192 T
G2MBR4-0577	MagRNA-II Viral RNA Extraction Kit	96 T
G2MBR4-0578	SpinRNA Viral RNA Extraction Kit	250 T
G2MBR4-0579	SpiNXT Blood DNA Extraction kit	50 T
G2MBR4-0580	SpiNXT Blood DNA Extraction kit	250 T
G2MBR4-0581	SpiNXT Blood RNA Extraction kit	50 T
G2MBR4-0582	SpiNXT Blood RNA Extraction kit	250 T
G2MBR4-0583	SpiNXT Forensic DNA Extraction kit	50 T
G2MBR4-0584	SpiNXT Forensic DNA Extraction kit	250 T
G2MBR4-0585	SpiNXT Tissue & body Fluids DNA Extraction kit	50 T
G2MBR4-0586	SpiNXT Tissue & body Fluids DNA Extraction kit	250 T
G2MBR4-0591	SpiNXT DBS DNA Extraction kit (Dried Blood Spot)	50 T
G2MBR4-0592	SpiNXT DBS DNA Extraction kit (Dried Blood Spot)	250 T
G2MBR4-0593	SpiNXT Saliva DNA Extraction Kit	50 T
G2MBR4-0594	SpiNXT Saliva DNA Extraction Kit	250 T
G2MBR4-0595	MagNXT Blood DNA extraction kit	50 T
G2MBR4-0596	MagNXT Blood DNA extraction kit	480T
G2MBR4-0597	MagNXT Blood DNA extraction kit	250T
G2MBR4-0598	MagNXT Blood DNA extraction kit	480 T
G2MBR4-0599	MagNXT Blood DNA extraction kit	480 T



Cat No.	Commercial Name	Qty
G2MBR4-0598	MagNXT Blood DNA extraction kit	480 T
G2MBR4-0599	MagNXT Blood DNA extraction kit	480 T
G2MBR4-0600	MagNXT Blood DNA extraction kit	480 T
G2MBR4-0601	MagNXT Blood DNA extraction kit	192 T
G2MBR4-0602	MagNXT Blood DNA extraction kit	96 T
G2MBR4-0603	MagNXT forensic DNA extraction kit	50 T
G2MBR4-0604	MagNXT forensic DNA extraction kit	250 T
G2MBR4-0605	MagNXT Tissue & body fluids DNA extraction kit	50 T
G2MBR4-0606	MagNXT Tissue & body fluids DNA extraction kit	250 T
G2MBR4-0607	SpiNXT Gel Purification Kit	50 T
G2MBR4-0608	SpiNXT Gel Purification Kit	250 T
G2MBR4-0609	SpiNXT Plasmid DNA Extraction Kit	50 T
G2MBR4-0610	SpiNXT Plasmid DNA Extraction Kit	250 T
G2MBR4-0611	MagNXT Plasmid DNA Extraction Kit	50 T
G2MBR4-0612	MagNXT Plasmid DNA Extraction Kit	250 T
G2MBR4-0613	MagNXT plant RNA extraction kit	50 T
G2MBR4-0614	MagNXT plant RNA extraction kit	250 T
G2MBR4-0615	MagNXT Tissue & body fluids DNA extraction kit	500 T
G2MBR4-0616	MagNXT Tissue & body fluids DNA extraction kit	480 T
G2MBR4-0617	MagNXT Tissue & body fluids DNA extraction kit	480 T
G2MBR4-0618	MagNXT Tissue & body fluids DNA extraction kit	480 T
G2MBR4-0619	MagNXT Tissue & body fluids DNA extraction kit	192 T
G2MBR4-0620	MagNXT Tissue & body fluids DNA extraction kit	96 T
G2MBR4-0621	MagNXT Tissue & body fluids DNA extraction kit	50 T
G2MBR4-0622	MagNXT Tissue & body fluids DNA extraction kit	250 T
G2MBR4-0623	MagNXT Tissue & body fluids DNA extraction kit	480 T
G2MBR4-0624	MagNXT Tissue & body fluids DNA extraction kit	192 T
G2MBR4-0625	MagNXT Tissue & body fluids DNA extraction kit	96 T
G2MBR4-0626	MagNXT Tissue & body fluids DNA extraction kit	50 T
G2MBR4-0627	MagNXT Tissue & body fluids DNA extraction kit	250 T
G2MBR4-0628	MagNXT Tissue & body fluids DNA extraction kit	480 T
G2MBR4-0629	MagNXT Tissue & body fluids DNA extraction kit	480 T
G2MBR4-0630	MagNXT Tissue & body fluids DNA extraction kit	480 T
G2MBR4-0631	MagNXT Tissue & body fluids DNA extraction kit	192 T
G2MBR4-0632	MagNXT Tissue & body fluids DNA extraction kit	96 T
G2MBR4-0633	MagNXT DBS DNA Extraction kit	50 T
G2MBR4-0634	MagNXT DBS DNA Extraction kit	250 T
G2MBR4-0635	MagNXT Saliva DNA Isolation Kit	50 T
G2MBR4-0636	MagNXT Saliva DNA Isolation Kit	250 T
G2MBR4-0637	MagNXT Saliva DNA Isolation Kit	480 T
G2MBR4-0638	MagNXT Saliva DNA Isolation Kit	480 T
G2MBR4-0639	MagNXT Saliva DNA Isolation Kit	480 T
G2MBR4-0640	MagNXT Saliva DNA Isolation Kit	192 T
G2MBR4-0641	MagNXT Saliva DNA Isolation Kit	96 T
G2MBR4-0642	SpiNXT Bacterial DNA Extraction Kit	50 T
G2MBR4-0643	SpiNXT Bacterial DNA Extraction Kit	250 T
G2MBR4-0644	SpiNXT Bacterial RNA Extraction Kit	50 T
G2MBR4-0645	SpiNXT Bacterial RNA Extraction Kit	250 T
G2MBR4-0646	MagNXT Bacterial DNA Extraction Kit	50 T
G2MBR4-0647	MagNXT Bacterial DNA Extraction Kit	250 T
G2MBR4-0648	MagNXT Bacterial RNA Extraction Kit	50 T
G2MBR4-0649	MagNXT Bacterial RNA Extraction Kit	250 T
G2MBR4-0650	SpiNXT Fecal DNA Extraction Kit	50 T
G2MBR4-0651	SpiNXT Fecal DNA Extraction Kit	250 T
G2MBR4-0652	SpiNXT FFPE DNA Extraction Kit	50 T
G2MBR4-0653	SpiNXT FFPE DNA Extraction Kit	250 T
G2MBR4-0654	SpiNXT Plant DNA Extraction kit	50 T

Cat No.	Commercial Name	Qty
G2MBR4-0655	SpiNXT Plant DNA Extraction kit	250 T
G2MBR4-0656	SpiNXT Plant RNA Extraction kit	50 T
G2MBR4-0657	SpiNXT Plant RNA Extraction kit	250 T
G2MBR4-0658	MagNXT plant DNA extraction kit	50 T
G2MBR4-0659	MagNXT plant DNA extraction kit	250 T
G2MBR4-0691	MagNXT FFPE DNA Extraction Kit	50T
G2MBR4-0704	"MagNXT FFPE DNA Extraction Kit	192T
G2MBR4-0705	SpiNXT Cell free DNA Extraction Kit	50T
G2MBR4-0706	MagNXT FFPE DNA Extraction Kit	480T
G2MBR4-0707	MagNXT Blood RNA Extraction Kit	480T
G2MBR4-0710	MagNXT Blood RNA extraction kit	96T
G2MBR4-0711	MagNXT Blood RNA extraction kit	192T
G2MBR4-0719	SpiNXT Fecal RNA Extraction Kit	50T
G2MBR4-0720	SpiNXT Fecal RNA Extraction Kit	250T
G2MBR4-0722	MagRNA-II Viral RNA Extraction Kit	480T
G2MBR4-0723	"MagNXT Blood RNA Extraction Kit	250T
G2MBR4-0724	"MagNXT Blood RNA Extraction Kit	50T
G2MBR4-0759	SpiNXT Gel Extraction Kit	50T
G2MBR4-0760	SpiNXT Gel Extraction Kit	250T
G2MBR4-0797	Magnxt FFPE DNA Extraction Kit	250T
G2MBR4-0796	Magnxt FFPE DNA Extraction Kit	250T
G2MBR4-0798	SpiNXT FFPE DNA/RNA Extraction Kit	250T
G2MBR4-0799	SpiNXT FFPE DNA/RNA Extraction Kit	50T
G2MBR4-0810	Spinxt Fungal DNA Extraction kit	50T
G2MBR4-0812	SpiNXT Cell free DNA Extraction Kit	250T
G2MBR4-0813	SpiNXT Fungal DNA Extraction kit	250T